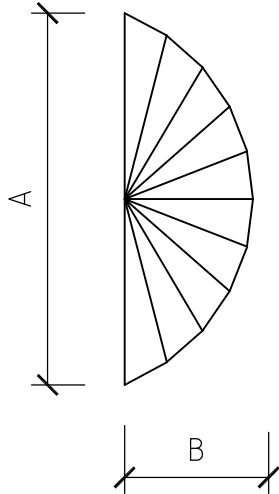
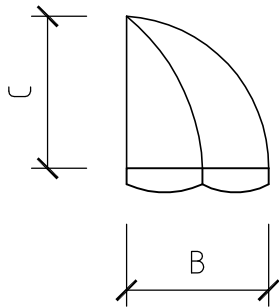


TOP

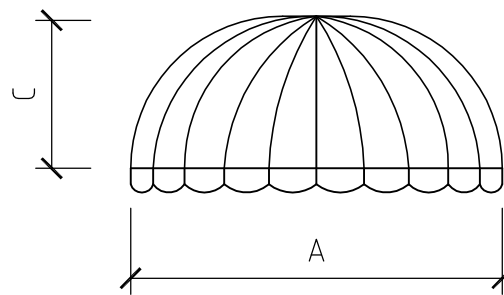


800 SERIES		
A	B	C
49"	18"	25"

SIDE



FRONT



2009 AWNING LINE

NOTES:

ALL DIMENSIONS ARE APPROXIMATE
 COPPER IS A NATURAL MATERIAL
 AND FINISH MAY VARY FROM PIECE TO PIECE
 MULTIPLE MATERIALS ARE AVAILABLE
 WEIGHT VARIES

DATE:
 4.1.09

800 SERIES

CRESCENT CITY
 COPPER