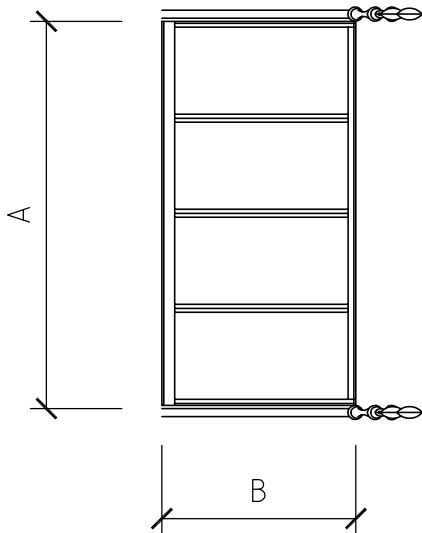



TOP

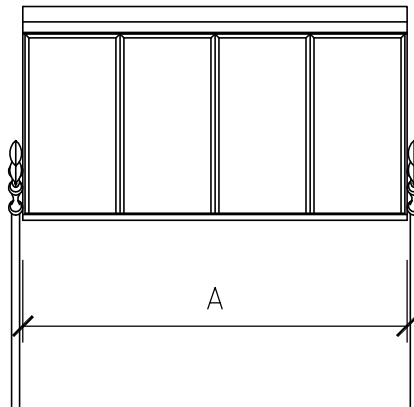


100 SERIES		
A	B	C
48"	24"	----
60"	24"	----
72"	30"	----
80"	30"	----

SIDE



FRONT



## AWNING LINE

NOTES:

ALL DIMENSIONS ARE APPROXIMATE

COPPER IS A NATURAL MATERIAL  
AND FINISH MAY VARY FROM PIECE TO PIECE

MULTIPLE MATERIALS ARE AVAILABLE

WEIGHT VARIES

THESE ARE FOR REPRESENTATIONAL PURPOSE ONLY.

SIZES ARE STANDARD, CUSTOM SIZES ARE AVAILABLE.

DATE:  
7.1.09

100 SERIES

CRESCENT CITY  
COPPER